




***SOFTBALL SA INC.***

***2013 – 2014***

***ANNUAL REPORT***



Government of South Australia  
Office for Recreation and Sport



**Play by the Rules**  
making sport inclusive, safe and fair.



# Table of Contents

CHAIRMAN'S REPORT .....	1
EXECUTIVE OFFICER'S REPORT .....	3
STRATEGIC PLAN 2013 - 2015 .....	5
SOFTBALL PEOPLE .....	6
SOFTBALL SA DIRECTORS.....	6
SOFTBALL SA MANAGEMENT TEAM .....	7
MEMBERS PROFILE.....	7
MEMBERSHIP RECOGNITION.....	8
PATRONS: .....	8
LIFE MEMBERS: .....	8
HALL OF FAME: .....	8
EVENTS & ELITE TEAMS .....	9
16 <sup>th</sup> JUNIOR STATE CHAMPIONSHIPS.....	9
18 <sup>TH</sup> LABOUR DAY JUNIOR TOURNAMENT .....	10
58 <sup>th</sup> SENIOR STATE CHAMPIONSHIPS .....	11
ADELAIDE COMPETITION .....	12
AFFILIATE ASSOCIATIONS .....	13
CDSA .....	13
MFSA .....	14
NAMSA.....	14
MOUNT GAMBIER SOFTBALL LEAGUE .....	14
RIVERLAND.....	15
HILLS .....	16
HIGH PERFORMANCE PROGRAMS .....	17
OPEN WOMENS NATIONAL CHAMPIONSHIP .....	17
U19 WOMENS NATIONAL CHAMPIONSHIP .....	18
U19 MENS NATIONAL CHAMPIONSHIP .....	19
U17 GIRLS NATIONAL CHAMPIONSHIP .....	20
U17 BOYS NATIONAL CHAMPIONSHIP .....	22
2013 – 2014 STATE PLAYERS .....	23
AUSTRALIAN SQUAD MEMBERS 2012-13 .....	24
AUSTRALIAN REPRESENTATIVES 2013-14 .....	24
TECHNICAL .....	25
STATE COACHING COORDINATOR REPORT .....	25
STATE SCORING COORDINATOR REPORT.....	27
STATE UMPIRE-IN-CHIEF REPORT.....	30
FINANCIAL REPORT .....	34
AUDITORS REPORT .....	42
SPONSORS AND PARTNERS.....	44



## **CHAIRMAN'S REPORT**

It gives me great pleasure to present to you, the 2013/14 Softball SA Inc. Annual Report.

In last year's report, I proudly announced that we had received a significant investment of \$2 million from the State Government, through the Office for Recreation and Sport (ORS), to partner with Baseball SA and upgrade our playing facilities at West Beach to a standard that will allow SA to host both national and international level softball events. Since then, we have received a further \$2 million investment from the State Government to further develop the facility in the form of an indoor training facility, change rooms and administration facilities. This \$4 million total investment is the largest investment of its type made by the State Government in recent times, and demonstrates the faith and confidence that ORS has in both Softball and Baseball in our state. It is now up to us to deliver on this investment by providing opportunities for all South Australians to enjoy both of our sports, from the grass-roots level, through to the elite, international level. This project is now progressing rapidly, with the creation of the management entity, Diamond Sports Inc. and the construction well underway. At this time, the project is on schedule to deliver the two new Diamonds, in time for the combined U19 Women's Nationals and U15 Regional Championships in January 2015.

Other infrastructure developments that are happening around the South Australian softball community include the redevelopment and expansion of Glassey Park in Berri - the home of the Riverland Softball Association. In addition, Central Districts Softball Association are working closely with Playford council to develop a sporting precinct in Elizabeth that will feature upgraded softball diamonds as a key element of this development.

This commitment to the development of our sporting infrastructure by both local and state governments, is a good sign that Softball is highly regarded by the wider community, and is a strong and positive sign for the long-term future of our sport.

In addition to the support we have received for infrastructure developments throughout the state, I would also like to acknowledge our commercial partners, who enable us to continue to operate efficiently, and keep the costs to our members as low as possible. This year, our key partners included Adelaide Shores, Bob Burns Blinds, Boost Juice, Emmsee Sports, OAMPS, and Stage and Screen. I encourage all of our members to support these businesses whenever they can.

This year, South Australia has been well represented at the national level. Vanessa Stokes and Belinda White continued to represent Australia in the Open Women's team, Aussie Spirit team. Wess Frances (Assistant Coach) and Sue Tomlinson (Team Manager) travelled with the Australian U19's team, the Aussie Colts, to Canada in July 2014 for the ISF Junior Mens World Championships. In addition, a number of South Australia players have been selected in Australian squads that are due to be finalised in the coming months. These representations are a testament to the commitment and skill of the programs in our network of clubs.

On the management front, this year has seen the organisation start to stabilise, with the key staff roles remaining unchanged and most of the current Board members having at least two years experience on the Board. In July 2014, Bob Nicholson announced his resignation from the Board, due to family and health reasons. Bob has been a significant contributor to Softball SA, since joining the Board in 2009. Bob's recent contributions have been in the areas of grounds maintenance, the Indigenous Softball Program, and in most operational areas of the organisation. As such we are pleased that Bob has indicated his willingness to continue to contribute to the work of Softball SA on a more project-focused basis. Bob's depth of knowledge and experience will be greatly missed on the Board, and on behalf of the Board, I'd like to express my sincere thanks to Bob for his enormous contribution over his 5 year term on the Board.

Martin Frayne will be retiring from the Board, following this year's AGM, having served almost 5 years. Martin's significant contribution to Softball SA is made more noteworthy, by the fact that he has no direct connection with our sport, yet he has brought an enormous depth of legal skills and experience to our organisation. Martin is highly regarded by all the Board members who have worked with him, both past and present and his contributions will be greatly missed. On behalf of the Board and the



Softball community, I sincerely thank Martin for selflessly giving his time to help with the growth and development of Softball in SA over so many years.

Recent additions to the Board are Don Player, who joined the Board in June, and Uby Faddoul, who joined the Board in August. Don has a long association with softball both as a parent, and through a number of roles in club administration and Uby joins Softball SA with a wide range of commercial and sporting experience. I'd like to welcome both Don and Uby to the Board, and thank them for making this commitment to our sport.

The 2014/15 year marks the second year of our current, two year Strategic Plan. In line with this plan, we will have a particular focus on growing participation over the coming year. Our strategies to achieve this include:

- Development of the Diamond Sports facility, which will ensure we have world-class playing facilities, whilst allowing us to focus our efforts on growing our sport, rather than operating the facilities
- Delivering a softball subject as part of the teacher training course at Flinders University
- Working with softball and baseball clubs in the Iron Triangle and Eyre Peninsular to provide opportunities for them to grow the sport in those regions
- Working with indigenous communities in the APY lands and the Far West Coast to grow softball in these regions

This year we have further developed our strong relationship with Softball Australia (SAL), who have clearly set the national focus for Softball on growing participation. We continue to work with SAL on a number of important issues, and appreciate the input and support we have received, particularly in relation to the Diamond Sports development.

After extensive consultation with our Auditors and much deliberation, the Board has made the decision to take a significant write-down in our balance sheet of \$577,557. This write-down relates to an adjustment to the carrying value of the building, which is leased, and now our accounts properly reflect the fact that the ownership of the building is with West Beach Trust. The advice from our Auditor is that this value should have been depreciated over the term of the previous lease agreement. By making this adjustment, our financial report now shows a true reflection of our financial position.

So looking at our underlying financial performance, excluding the above non-operational writedown, our final result was actually a surplus of \$16, which is a significant turn-around from last year's reported loss of \$41,253. James and the team are to be congratulated on this substantial improvement in our result, and this sets us up well for the new business model we will be creating over the next 2 years, as we shift our focus away from the facilities at West Beach, and towards growing participation.

As with most sports in Australia, we rely heavily on our volunteers to deliver the sport to our members. A key part of this process is finding the individuals in our community willing to dedicate that extra time and effort to provide leadership within our organisation. I'd like to particularly acknowledge the efforts of Wess Frances (State Coaching Co-ordinator), Lindy Rattigan (State Scoring Co-ordinator) and Neville Lawrance (State Umpire In Chief), for their special efforts over the past year. These key positions are crucial to the long-term future of the sport, as they build the basic infrastructure and human capital that will ensure the long-term sustainability of softball in South Australia. All three of these people have demonstrated a long-term commitment to Softball, and their continued efforts this year are to be commended.

In summary, I think that our key achievement this year has been the level of engagement and support we have achieved from governments, to develop the infrastructure that will support our sport for the long term in this state. We now need to embrace this support, and deliver on the investments being made, by working together to grow our participation, so that as many South Australians as possible can grow to enjoy and love our sport and everything that goes with it.

**Steve Trzcinski**  
**Chairman**



Government of South Australia  
Office for Recreation and Sport





## EXECUTIVE OFFICER'S REPORT

Challenges, change in strategic direction, building for a sustainable future, softball back in schools and university, the budget back in black and significant success at State, National and International levels... Softball SA has shown determination and resilience this year, our 70<sup>th</sup> season and came out pretty good and even with a slight increase in membership as well!

In our 70<sup>th</sup> year, Softball SA celebrated, achieved, mourned and firmly kept our feet on the ground while reaching for the stars. You will see when flipping through these pages that our 70<sup>th</sup> year was certainly one to remember.

Last year we honoured two of our legends, Margaret Laing and Rosemary Adey OAM with a minutes silence, newspaper and online memorials as well as a tribute at the awards night, all helped us farewell these two treasures of the sport in South Australia. You can see both names on a new Honour Board for all of our Hall of Fame inductees; this new addition is hanging in the entrance to SSA HQ.

To list a few of our significant achievements and accomplishments at the elite level include:

- 18<sup>th</sup> October (Labour Day) Junior Carnival (report to follow), The Opening of the newly upgraded infield surface for Diamond 2, we had an official function to open the 70<sup>th</sup> Season of Softball SA, 58<sup>th</sup> Senior State Championships and 16<sup>th</sup> Junior State Championships (hosted by Mt Gambier).
- We also had a number of Australian Representations (that will be recognised throughout the Annual Report) in Mens and Womens squads and teams.
- Softball Australia Award Winners – Bel White (Spirit Award), Vanessa Stokes (Indigenous Athlete of the year), MFSA (Local Association of the year),
- SA NAIDOC Week Awards – Vanessa Stokes; SA Female Sports star of the Year
- The Advertiser-Channel 7 Sport Star of the Year Awards – Tanya Denver Award – Vanessa Stokes
- KPMG/Sport SA Awards – Steph Trzcinski (Secondary School Sports Award) Finalist, Bob Nicholson (Volunteer Award) Finalist

We had 5 out of 6 State teams play their hearts out at National tournaments this year.

- Starz: Played 2 rounds in Auckland, NZ and Blacktown, NSW. A tremendous overall result of 4th place (out of 8 teams) after the minor round with 14 wins finishing 3rd – this is the best result for (approx.) 30 years
- U19 Women: Played at Hawker, ACT. Probably below expectations but were depleted with withdrawals and injuries to key players. Finished 5th
- U19 Men: Played at Hawker, ACT. Performed better than last year winning 4 games which was the best win/loss record for over a decade in this age group. Finished 6th out of 7
- U17 Girls: Even after the poor lead up and replacement of the Head Coach one month out, the girls made the finals and finished a credible 4th out of 7
- U17 Boys: Won 3 games, this too was better a better result than last year, finishing in 5<sup>th</sup> of 6
- Open Mens: Forced to withdraw from March's Championship

Softball SA performed pretty well off field as well this year, building relationships, working side by side with Softball Australia and strengthening partnerships; especially with the Office for Recreation and Sport (ORS), Adelaide Shores and Baseball SA.

These partners have helped us progress, increase the size and value and get started on the biggest investment in our state in the history of our sport.

Special mentions to Secondary Schools Sports and SAPSASA, Sport SA, each of the State Offices of Softball in Australia and all of our sponsors and supporters, we value their efforts, advice, support and contributions throughout each and every year as we couldn't keep progressing, looking ahead and being a significant sport in SA

It is definitely worth a separate mention that the SANFL, Adelaide Football Club, Wiltja, ORS and this year we have started working with Port Adelaide (through Aboriginal Power Programs) to continue to



provide Indigenous Softball Programs across the state, with special mentions to Vanessa Stokes, Kevin Tannebring, Bob Nicholson and Softball Australia for their contributions towards these programs.

Again this year I would like to thank our workforces within Softball SA this year.

The Softball SA staff has had a number of people working in the office this year. It would be fair to say we are challenged on a daily basis but the quality of work that continues to be produced is a credit to the team work. Sam is in his 5<sup>th</sup> year of service now, he has shown a huge amount of support to me and I am greatly appreciative of that. Jacqui Dunn, Emily Moore and Ashleigh Stratford all have moved on from employment with Softball SA but their individual efforts were top shelf and I thank them for their time here. Jacqui is still around volunteering as the State Teams Coordinator and heading up the State Teams Committee. Now we have Tyson Roling as our Office Assistant and he has picked up from where the girls left off. Finally, Vanessa Stokes joined our team as the Schools Development and ISP Officer, an ORS funded position, Vanessa has been able to get Softball back in to Primary Schools and delivered a large number of clinics and sessions, exposing our sport to the youth around the State.

The Board is the first group of volunteers that I would like to acknowledge, Steve and his team continue to watch over the sport and govern appropriately. Steve himself takes on the biggest workload with his involvement in many areas but in particular Diamond Sports, he also provides the office with significant input and guidance. We welcome some new faces this year and I am excited to see what Uby and Don will bring. Unfortunately we farewell two amazing Board members in Martin Frayne and Bob Nicholson, both these gentleman will be near impossible to replace for different reasons. I personally thank them for all their work and support they have provided me, the office and Softball SA.

Our hard working State Coordinators of Coaching, Scoring and Umpiring all have provided reports and did a huge amount of work during the year. They all provided us with terrific opportunities to gain accreditation. Please continue to encourage all of your officials to attain their accreditation and utilise our wonderful State Coordinators to their full extent.

As I always do, last but by no means least, I want to acknowledge all the volunteers (and that is a large percentage of our membership) that continually give back to this sport, our competitions, associations, clubs and teams, this really is a sport run by volunteers and without you all, this sport would not exist. Again I call you all to continue supporting whether as an umpire, scorer, coach or official, as a groundsman, fundraiser, supporter or committee member, together we can achieve what we have set out to do strategically on a National level and that is to increase participation levels by 5% annually. Yes this is a similar message to what you have seen and heard in the past but it just reiterates the importance that one person can help an entire organisation achieve. Thank you for the ongoing support both last year and in advance for next year.

Looking forward, plans are already underway for some major events in the coming 12 – 18 months with the Pacific School Games which will attract a number of States and International teams, the 15<sup>th</sup> Australian Masters Games where we will look to become the most participated sport of the games once again, both our State Championship events and of course the joint U15 Girls Regional and U19 Womens National Championship 11-17 January, which will also be the first event to play games on our newly developed facility.

With all that said and done, thanks again for a memorable year, I look forward to what the 2014/15 season will bring both on and off the diamond.

**James Harris**  
**Executive Officer**



Government of South Australia  
Office for Recreation and Sport



# STRATEGIC PLAN 2013 - 2015

## PURPOSE/MISSION

“To develop, promote and manage the sport of Softball in South Australia providing maximum participation for all ages and levels through access to quality competitions and opportunities for players, coaches, officials and volunteers in a safe and inclusive environment”.

## VISION

Softball, the sport of choice in South Australia

## VALUES

- **Safety:** we encourage and demonstrate safe and healthy practices
- **Accountability:** we will operate in an open and transparent manner and act responsibly in administering our sport
- **Inclusivity:** we will encourage participation and involvement by all individuals and groups within the community.
- **Integrity:** we will behave ethically and honestly in all our actions.
- **Professionalism:** we will represent our programmes, partners and members to the highest level.
- **Leadership:** we value and promote leadership at all levels and lead by our example, initiative and responsiveness

## STRATEGIC THEMES

Softball South Australia will achieve its purpose and vision by focusing on the following strategic themes that are supported by Softball Australia (SAL) and will underpin our objectives and initiatives:

- Build a vibrant, diverse, satisfied and growing softball community in South Australia
- Adopt an integrated “whole of sport” approach to Softball
- Demonstrate governance and sports administration leadership, excellence, accountability and good stewardship
- Deliver marketing and business development initiatives to increase awareness of Softball in South Australia
- Develop and support quality people, facilities, equipment, technology and other non-financial resources
- Establish a robust and sustainable financial base that enables us to invest in the future of Softball in South Australia






## ***SOFTBALL PEOPLE***

### ***SOFTBALL SA DIRECTORS***



**Steve Trzcinski (Chair)**



**Andy Collett**



**Martin Frayne**



**Rick Kluge**



**Brenton Moyle**



**Bob Nicholson**



**Simone Thompson**



## **SOFTBALL SA MANAGEMENT TEAM**

Executive Officer – James Harris

Finance / Operations Officer – Sam Small

Events and Elite Teams – Jacqui Dunn

Office Assistant – Ashley Stratford / Emily Moore / Tyson Roling

ISP and School Development Officer – Vanessa Stokes

## **MEMBERS PROFILE**

Our membership represents a diverse range of people across a large demographic area. They make valuable contributions to Softball as players, coaches, officials, administrators and supporters.

Currently we have 2391 playing and officials which was a slight reduction from the previous year.

### **Registered playing members:**

TOTAL SOFTBALL SA	Male	Female	
<u>Players</u>			
Seniors 17 & over	168	1049	1217
Juniors 11 - 17	142	503	645
Juniors Under 11	20	83	103
T-ballers	85	128	213
Slowpitch	11	25	36
<u>Officials</u>			
Coaches	51	49	100
Scorers	4	21	25
Umpires	18	21	39
Administrators	2	11	13
	501	1890	2391

### **Registered non playing members:**

Officials	Male	9	Female	30
-----------	------	---	--------	----

### **ADELAIDE CLUBS**

Glenelg Rebels  
Legends (Minor Club)  
Onkaparinga Saints  
Port Adelaide Magpies  
Seacombe Tigers  
Sturt Falcons  
Walkerville Cats  
West Torrens Eagles

### **AFFILIATES**

Broken Hill  
Central Districts  
Gawler & Districts  
Hills  
MFSA  
Mt Gambier  
NAMS  
Port Pirie  
Riverland  
Sunraysia



Government of South Australia  
Office for Recreation and Sport



## MEMBERSHIP RECOGNITION

### PATRONS:

Mrs. Kathleen Correll - Life Member  
Mr. Ken Rollond - Mayor of Holdfast Bay  
Ms. Kirsten Alexander - Mayor of Charles Sturt

### LIFE MEMBERS:

1950 Miss E Summers*	1975 Miss M Laing*	2005 Mrs J Williams
1951 Miss J Irwin	1976 Miss Ry Adey OAM*	2008 Mr K Sampson
1958 Mrs K Correll	1977 Miss N Whittingham	2009 Mrs R Robinson
1961 Miss K Sims*	1982 Mr L Tyler OAM	2009 Mrs H Baker
1962 Mrs O Radloff*	1987 Mrs L Brown	2012 Mr N Lawrance
1963 Miss M Parslow*	1989 Miss V Scarman*	2012 Ms L Rattigan
1969 Mrs L Mildren	1993 Mr R Coombe	2014 Mrs T Connolly
1972 Mrs M Pollard*	2002 Mr A McAuliffe	
1975 Miss J Cahill	2003 Mrs L Birks	

(\*deceased)

### HALL OF FAME:

Ms R Adey OAM*	Mrs B Bawden	Mrs L Brown
Ms J Cheesman	Mrs T Connolly	Mrs J Dale
Ms M Laing*	Mr A McAuliffe	Mr J McAuliffe
Ms K Maloney	Mrs D Mason	Ms L Martin
Ms B Phillips	Mrs M Pollard*	Mrs K Sims*
Ms J Stevens	Ms R Strapps	
Ms L White	Ms N Whittingham	

(\*deceased)



2013/14 saw the passing of two Softball greats.  
Marg Laing (left) and Rosemary Adey OAM (right).



Government of South Australia  
Office for Recreation and Sport



## **EVENTS & ELITE TEAMS**

### **16th JUNIOR STATE CHAMPIONSHIPS**

**(HOSTED BY MOUNT GAMBIER)**

#### **UNDER 17 GIRLS DIV 1**

PREMIERS: Mt Gambier (9)

RUNNER UP: Sturt (0)

#### **UNDER 17 GIRLS DIV 2**

PREMIERS: West Torrens (8)

RUNNERS UP: Port Pirie (0)

#### **UNDER 17 BOYS**

PREMIERS: Hills (5)

RUNNERS UP: NAMSА (2)

#### **UNDER 15 GIRLS**

PREMIERS: Hills (8)

RUNNER UP: Sturt (0)

#### **UNDER 15 BOYS**

PREMIERS: Hills (17)

RUNNERS UP: Sunraysia Sandlot Boys (5)

#### **UNDER 13 GIRLS**

PREMIERS: Sturt (5)

RUNNER UP: Mt Gambier (4)



**Government of South Australia**  
Office for Recreation and Sport



## **18<sup>TH</sup> LABOUR DAY JUNIOR TOURNAMENT**

### **UNDER 17 GIRLS**

PREMIERS: Torrens Valley Redsox 2  
RUNNERS UP: Sturt Falcons 0

### **UNDER 15 GIRLS DIV 1**

PREMIERS: VSA Blue 15  
RUNNERS UP: Sturt Falcons 4

### **UNDER 15 GIRLS DIV 2**

Winners: Wild Cats 24  
Runners Up: West Torrens 2

### **UNDER 13 GIRLS**

PREMIERS: VSA 13  
RUNNERS UP: West Torrens 3

### **UNDER 19 MEN**

PREMIERS: WSSHS 9  
RUNNERS UP: New Zealand Red 0

### **UNDER 15 BOYS**

PREMIERS: W'field Sydney SHS 8  
RUNNERS UP: Hahndorf 1

**VERY SPECIAL MENTION NEEDS TO GO TO PETER MESSNER FOR THE ENORMOUS WORK HE PUTS IN TO THIS EVENT EACH YEAR. THIS EVENT WOULD NOT HAVE GROWN TO WHAT IT IS TODAY WITHOUT HIS COMMITMENT AND CONTRIBUTION. THANK YOU PETER!**





## 58<sup>th</sup> SENIOR STATE CHAMPIONSHIPS

### A GRADE WOMEN

PREMIERS: Adelaide (5)  
 RUNNERS UP: CDSA (4)  
 MVP: Kelsee Hassen (CDSA)

### B GRADE WOMEN

PREMIERS: Hills (4)  
 RUNNERS UP: Port Pirie (2)

### C GRADE DIV I WOMEN

PREMIERS: Adelaide White (7)  
 RUNNERS UP: Adelaide Blue (5)

### WOMEN'S 2014 TEAM OF THE YEAR

Coach - Laura Bond (Adelaide)  
 Pitcher - Melissa Mallon (Broken Hill)  
 Pitcher - Katherine Wright (Port Pirie)  
 Catcher - Belinda White (Adelaide)  
 1st Base - Jennifer Quinlan (CDSA)  
 2nd Base - Natasha Garrod (CDSA)  
 3rd Base - Sheridan Mills (CDSA)  
 Shortstop - Kelsee Hassen (CDSA)  
 Leftfield - Nikki Homman (CDSA)  
 Centrefield - Rita Meijer (CDSA)  
 Rightfield - Belinda Stansfield (Adelaide)  
 Utility - Mel McGie (Adelaide)  
 Utility - Mary Westley (Hills)

### A GRADE MEN

PREMIERS: Hills (4)  
 RUNNERS UP: NAMSA (1)  
 MVP: Scott Humphrys (NAMSA)

### B GRADE MEN

PREMIERS: NAMSA (9)  
 RUNNERS UP: Riverland (1)

### D GRADE WOMEN

PREMIERS: CDSA (7)  
 RUNNERS UP: Broken Hill (1)

### MEN'S 2014 TEAM OF THE YEAR

Coach - Dan Waters (Hills)  
 Pitcher - Scott Humphrys (NAMSA)  
 Pitcher - Wess Frances (Riverland)  
 Catcher - Bodie Williams (NAMSA)  
 1st Base - Jarryd Farrell (Hills)  
 2nd Base - Mark Stephens (Pt Pirie)  
 3rd Base - Aaron Pearce (Hills)  
 Shortstop - Kaelym Laird (NAMSA)  
 Leftfield - Joel Cooley (NAMSA)  
 Centrefield - Sam Willoughby (Riverland)  
 Rightfield - Andrew Haren (Pt Pirie)  
 Utility - Jack O'Loughlin (NAMSA)  
 Utility - Kenny Karpany Snr (Riverland)



*The Hall of Fame was officially unveiled at the Senior State Championships.*



## **ADELAIDE COMPETITION**

### **A GRADE WOMEN**

PREMIERS: Sturt  
 RUNNERS UP: Seacombe  
 B&F: Jess Maslin (Seacombe)

### **C GRADE WOMEN**

PREMIERS: Port Adelaide  
 RUNNERS UP: Southern Districts  
 B&F: Julie Briggs (Southern Districts)

### **UNDER 17**

PREMIERS: Sturt  
 RUNNERS UP: Seacombe

### **UNDER 15 DIVISION 2**

PREMIERS: Seacombe  
 RUNNERS UP: Sturt

### **UNDER 13 DIVISION 2**

PREMIERS: Sturt  
 RUNNERS UP: Port Adelaide

### **TEAM OF THE YEAR**

### **B GRADE WOMAN**

PREMIERS: Walkerville  
 RUNNERS UP: Glenelg  
 B&F: Nicole Mentha (Walkerville)

### **D GRADE WOMEN**

PREMIERS: Walkerville  
 RUNNERS UP: Sturt  
 B&F: Marianne Floyd (Walkerville)

### **UNDER 15 DIVISION 1**

PREMIERS: Glenelg  
 RUNNERS UP: Sturt

### **UNDER 13 DIVISION 1**

PREMIERS: Sturt  
 RUNNERS UP: Seacombe

<b>POSITION</b>	<b>NAME</b>	<b>CLUB</b>
Pitcher	Jade Peterson	Seacombe
Reserve Pitcher	Kristyn Barry	Walkerville
Catcher	Belinda White	Sturt
1st Base	Mel McGie	West Torrens
2nd Base	Karyn Dale	Walkerville
3rd Base	Lana Martin	Seacombe
Short Stop	Sheree Schenk	Seacombe
Outfield	Marni Nicholls	West Torrens
Outfield	Maddie Cameron	Sturt
Outfield	Jenny Dunn	Seacombe
Utility player	Sophie King	Walkerville
Utility Player	Lana Kaesler	West Torrens
Coach	Dick Coombe	Sturt



*Sturt's A grade winning side*



## AFFILIATE ASSOCIATIONS

### CDSA

#### DIVISION 1

PREMIERS: Central United Tigers  
 GF MVP: Shana Hoffrichter (Tigers)  
 B&F: Dani Nixon (Tigers)  
 R/UP B&F: Carly Thornton (Road Runners)

#### DIVISION 3

PREMIERS: Road Runners  
 GF MVP: Nadia Rees (Road Runners)  
 B&F: Bianca Ramsey (Eagles)  
 R/UP B&F: Alicia Wreghitt (Phantoms)  
 & Melissa Sharpe (Tigers)

#### UI6

PREMIERS: Road Runners  
 GF MVP: Sam Paturis (Phantoms)  
 B&F: Emma Price (Road Runners)  
 R/UP B&F: Ebony Yard (Eagles)

#### CDSA ASSOCIATION PERSON OF THE YEAR:

#### CDSA PLAYER OF THE YEAR:

#### IRENE RYLES UMPIRE AWARD (SENIOR UMPIRE):

#### JUNIOR UMPIRE OF THE YEAR:

#### CENTRAL UNITED MASTERS SCHOLARSHIP:

#### 10 YEARS SCORING LIFE MEMBERSHIP:

#### 10 YEAR PLAYING LIFE MEMBERSHIP:

#### DIVISION 2

PREMIERS: Valley View Eagles  
 GF MVP: Carly Close (Eagles)  
 B&F: Leah Booth (USC)  
 R/UP B&F: Caitlyn Sampson (Phantoms)

#### DIVISION 4

PREMIERS: Road Runners  
 GF MVP: Kim Adaire (R/Runners)  
 B&F: Taiya Venning (Phantoms)  
 R/UP B&F: Christie Button (Tigers)

#### UI3

PREMIERS: Road Runners  
 GF MVP: Jordan Diaz (Falcons)

Sharyn Mayne	Phantoms
Taiya Venning	Phantoms
Raelene Latham	USC
Hayden Venning	Phantoms
Geoffrey Barraclough	Independent
Alannah Howden	Ingle Farm Falcons
Ian Masters	Falcons
Karen McAuliffe	Tigers
Nicholas Hunt Timms	Falcons
Hayley McDonagh	Falcons
Karen McAuliffe	Tigers
Jessica Cox	Phantoms
Haylee Rodda	Phantoms
Amy Parker	USC
Diana Ewing	Valley View



CDSA members



Division 1 Premiers - Tigers



Government of South Australia  
 Office for Recreation and Sport



**MFSA**

PREMIERS: Glenelg 10  
 RUNNERS UP: Raiders 4  
 GF MVP: Scott Rattigan (Glenelg)

**NAMSA**

PREMIERS: Roadrunners 4  
 RUNNERS UP: USC 3  
 GF MVP: Scott Humphrys (Roadrunners)  
 B&F: Scott Humphrys (Roadrunners)  
 R/UP B&F: Bodie Williams (USC)

**JUNIOR RISING STAR**

Hayden Venning (Phantoms)

**TEAM OF THE YEAR**

<b>POSITION</b>	<b>NAME</b>	<b>CLUB</b>
Pitcher	Scott Humphrys	Roadrunners
Pitcher	Jarryd Farrell	USC
Catcher	Bodie Williams	USC
1st Base	Shaun Banfield	Roadrunners
2nd Base	Jack O'Loughlin	Hillbillies
3rd Base	Warren Mounsey	Playford
Short Stop	Kaelym Laird	Roadrunners
Outfield	Peter Jones	Hillbillies
Outfield	Damien Boxer	USC
Outfield	John Paturis	Phantoms
Utility	James Harris	Roadrunners
Utility	Roy Williamson	Phantoms
Coach	Scott Humphrys	Roadrunners

**MOUNT GAMBIER SOFTBALL LEAGUE****A GRADE**

PREMIERS: Warriors 10  
 RUNNERS UP: Demons 3  
 GF MVP: Eleanor McClintock  
 B&F: Amber Hood  
 R/UP B&F: Maggie Breen & Cody Manning

**B GRADE**

PREMIERS: Warriors 8  
 RUNNERS UP: Demons 2  
 GF MVP: Taylor Wilsmore  
 B&F: Georgia Hood  
 R/UP B&F: Eleanor McClintock

**C GRADE**

PREMIERS: Warriors 13  
 RUNNERS UP: Wanderers 1  
 GF MVP: Jenna Burston  
 B&F: Georgia Hood  
 R/UP B&F: Jenna Burston

**MARJ COOKE MEMORIAL TROPHY**

*Awarded for the most valuable contribution to Softball for Season 2013/14*

Di Humphries

**KATH SIMS PERPETUAL TROPHY**

*Best player in the SA Championships*

Imogen Walker



Government of South Australia  
 Office for Recreation and Sport





## RIVERLAND

### A GRADE

PREMIERS: Loxton 5  
 RUNNERS UP: Cobdogla 2  
 GF MVP: Patty Carney (Loxton)  
 B&F: Jo Gregory (Cobdogla)  
 R/UP B&F: Cara Venning (Loxton)

### C GRADE

PREMIERS: Waikerie 16  
 RUNNERS UP: Renmark 14  
 GF MVP: Adam Weir (Waikerie)  
 B&F: Helen Johnson (Waikerie)  
 R/UP B&F: Cody Hammerstein (Loxton) and Jesse Passmore (Cobdogla)

### MEN'S COMP MVP:

### MALE ROOKIE A GRADE:

### FEMALE ROOKIE A GRADE:

### RISING STAR:

### PRIMARY GRADE BASE RUNNING, FASTEST MALE:

### PRIMARY GRADE BASE RUNNING, FASTEST FEMALE:

### SENIOR BASE RUNNING, FASTEST MALE:

### SENIOR BASE RUNNING, FASTEST FEMALE:

### MEN COMP, FASTEST SENIOR

### FASTEST TEAM:

### TEAM OF THE YEAR



Above and Right  
 Action from the A Grade Grand Final  
 Loxton v Cobdogla

### B GRADE

PREMIERS: Renmark 17  
 RUNNERS UP: Cobdogla 6  
 GF MVP: Leanne Le (Renmark)  
 B&F: Amy Selfe (Renmark)  
 R/UP B&F: Gloria Dyer (Cobdogla)

Ken Karpanty Snr (Berri)

Austin Karpanty (Berri)

Jade Pech (Cobdogla)

Gemma Letton (Renmark)

Adam Weir (Waikerie) – 12.62

Gemma Letton (Renmark) - 12.94

Tyler Flood (Loxton) – 11.6

Jade Pech (Cobdogla) 12.94

Jason Gibbs - 11.28

Renmark (C. Quash, L Le, G Letton)

POSITION	NAME	CLUB
Pitcher	Jo Gregory	Cobdogla
Catcher	Haylee Symens	Loxton
1st Base	Mel Loxton	Loxton
2nd Base	Tracy Liddell	Cobdogla
3rd Base	Brooke Matcham	Berri
Short Stop	Bron Smith	Cobdogla
Left Field	Julie Cook	Cobdogla
Centre Field	Austin Karpanty	Berri
Right Field	Patty Carney	Loxton
Utility player	Cara Venning	Loxton
Utility Player	Amy Liderwood	Loxton
Utility Player	Chloe Passmore	Cobdogla
Utility Player	Nick Hocking	Berri





## HILLS

### **A GRADE WOMEN**

PREMIERS: Hahndorf  
 RUNNERS UP: Torrens Valley  
 B&F: Tahlia Larosa (Hahndorf)  
 R/UP B&F: Kim Cutting (Strathalbyn)

### **C GRADE WOMEN**

PREMIERS: Redsox  
 RUNNERS UP: Macclesfield  
 B&F: Lee Baker (Redsox)  
 R/UP B&F: Jenny Brown (Redsox)

### **DIVISION 2 MEN**

PREMIERS: Redsox  
 RUNNERS UP: Hahndorf  
 B&F: Pat Fraser (Pirates)  
 R/UP B&F: Peter Fairley (Hahndorf)

### **U15 MIXED**

PREMIERS: Hahndorf  
 RUNNERS UP: Torrens Valley  
 B&F: Dylan Hopgood (Hahndorf)  
 R/UP B&F: Emily Hopkins (Torrens Valley)

### **B GRADE WOMEN**

PREMIERS: Echunga  
 RUNNERS UP: Redsox  
 B&F: Kylie Gray (Redsox)  
 R/UP B&F: Bec Morgan (Echunga)

### **DIVISION 1 MEN**

PREMIERS: Echunga  
 RUNNERS UP: Hahndorf  
 B&F: Jarryd Farrell (Hahndorf)  
 R/UP B&F: Dan Waters (Hahndorf)  
 & James Harris (Hahndorf)

### **U17 GIRLS**

PREMIERS: Torrens Valley  
 RUNNERS UP: Strathalbyn  
 B&F: Lori Melville (Strathalbyn)  
 R/UP B&F: Charlene Klenke (Strath)  
 & Bri Elliott (Torrens Valley)

### **U13 MIXED**

PREMIERS: Torrens Valley  
 RUNNERS UP: Strathalbyn  
 B&F: Jack Hopkins (Torrens Valley)  
 R/UP B&F: Ben Marsh (T/Valley)

be active.



# **HIGH PERFORMANCE PROGRAMS**

## **OPEN WOMENS NATIONAL CHAMPIONSHIP**

### ***Gilley's / Edebone Shield***

#### ***Report from Head Coach, Annette Fidge***

#### ***Round 1 December (Auckland, NZ)***

#### ***Round 2 January (Blacktown, NSW)***

A squad of 22 were selected as per SAL rules, which included two Japanese national players, scouted by Vanessa Stokes who was playing Japan at the time. The Japanese players were a great addition to our squad and assisted with overall placing in Sydney.

Usage of main diamonds at West Beach on a regular basis increased our opportunity to train under game conditions, and at a level necessary to perform at open level. Availability of the new skin diamond was an additional bonus that assisted in game preparation.

The team won 14/25 games, 3 more than the previous year, compared to 11/24 in 2013, 8/24 games in 2012, 2/21 in 2011, and 0/14 in 2010. A target of over 60-70% wins continues to be the benchmark that we are working towards that will give us a top 4 spot. There were a number of games that the Stars should have won, but a lack of big game experience was a costly factor. If we can keep the current playing group together and strengthen our skills, particularly in long ball hitting, we should see increased success in the next few years.

Pitching will need to be a focus to ensure SA has depth in this key area, and there are concerns we do not have enough depth coming up from under 19s.

I believe this is the first time SA has played in a Gilley's final since the early 1980's (30 years +). This was aided by our own national players, supported by some quality performances by the two Japanese national players.

Mel once again proved to be an exceptional manager, having had experience as a player and a coach at this and at higher levels. She also volunteered as a fitness and conditioning coach, which proved very successful with the team base fitness being much higher than in previous years, and minimised injuries.

Shelley has exceptional commitment to the team in terms of the hours she puts in to throw batting practice.

Karyn again took on the role of charting and battery development, which proved exceptional and was well accepted and welcomed by the team, and in particular the catchers, including the Australian reps. This additional focus was targeted as an area we needed to focus on, and provided transparency of information. In the past we have not been able to focus on charting ourselves and opposition players to maximise our performance and opportunities, as our standard of players was not at a level of being able to understand or execute on game players and information. The growing focus on charts enabled us to improve on our performance in these areas, with the use of I-score, Inside edge and Dartfish. Our minimum standard of players is now at a level where this should and must become a focus to ensure SA is now a top 4 contender.

Lesley Claxton was used as a development coach and was enthusiastic in her role and jumped in to provide assistance across all areas, including warm up, charting and video. We took Lesley at the expense of a scorer, but found this not to be a problem, due to the extensive use of I-score to know the game situation. Due to a change in work commitments, Lesley was unable to travel to Sydney, hence we were an official down.

The team and coaches have progressed to a point where we can increase our level of professionalism in the areas of planning, goal setting, and in game charting to benefit from the extra effort this will take. We have regular full attendance at most sessions which provides a stronger foundation to work with, and plan trainings.

Stability in the SSA office has provided some consistency in messaging and delivery of support for the team. Jacqui was a very helpful resource, and her involvement in securing our Japanese's imports was outstanding. She will be sorely missed in that role, as we would not have progressed in that area if it wasn't for Jacqui's commitment over and above what would have been expected of that role.





## **U19 WOMENS NATIONAL CHAMPIONSHIP**

### ***Elinor McKenzie Shield***

#### ***Report from Head Coach, Andrew Preiss 16 - 22 January, Hawker ACT***

Our general impressions of the Championship week was that outside of NSW dominating the competition (but not convincingly), it was a very even between all other states. We started the week and the tournament with two (2) losses on the very first day, this was down on the previous year with 3 wins from our first 4 games. Trying to string some consistent and consecutive performances together was the one thing that we needed to improve on throughout the tournament.

We did have a number of setbacks leading up to the tournament like losing Steph (our number 1 pitcher) to overseas commitments earlier than anticipated and Chelsea Robinson (our number 1 catcher) due to a late injury while competing in the Open Women's tournament earlier. I don't think that we fully recovered from these setbacks. We finally finished our preparation with 15 players with the addition of Maggie Breen (Pitcher from Mount Gambier) to fill the void created by the loss of Steph to college.

We finished tournament in 5th position out of 6 teams and only one game short of the final 4





## **UI9 MENS NATIONAL CHAMPIONSHIP**

### **Nox Bailey Shield**

#### **Report from Head Coach, James Harris**

**16 – 22 January, Hawker ACT**

We had a very positive preparation with participation in the October tournament, practice games against Hahndorf on two separate occasions and also a mixed Hills team. We went on a training camp (Which include games against the local Mens teams) in the Riverland – So a huge thank you to the whole Riverland association for that

Our final position was 6<sup>th</sup> (out of 7). This was not the result I wanted, however... Out of 12 games we won 4 and lost 8 only just missing 5th by a couple of runs against and finals by one game. In fact the gap between 3rd and 6th (placed teams) was only a couple of games and that is a credit to the guys for tremendous team work, commitment to each other and sticking to the team plans.

For me, it was agonisingly too close – to finish 6th because of runs against, to a team we beat twice and 1 game out of the finals – AGAIN, was a bitter sweet result

Our MVP was our Captain, Matt Dean, he did his role exceptionally well on and off the field. This young man is an exceptional person and leader, he was in the top few in all offensive stats, did the lion's share of the catching and when he wasn't catching, he was my best outfielder.

The officials were an absolute dream team: Manager, Alison Dean did a fantastic job, words will not do her justice, nothing was ever a problem and the boys really supported her away from the fields. Statistician, Simone Thompson – For a first year State rep and the first time scoring Mens competition, Simone was top shelf! She had stats done for me each day, she was right on the ball at the fields, before and after games, tidy scorebook and line up sheets. She was always in a good mood (as was Alison), making a joke, helping out around camp, happy to go to the grounds or stop at the shops. Simone was a great part of the trip and I really hope she continues to help and score for Mens State teams in the future. Assistant Coach, Jarryd Farrell – Great understanding of the game, passionate, helpful, capable of doing the job without having to be told anything. Jarryd and I work great together. His pitching and batting knowledge helped our team out massively and he is kind and friendly which helps around camp

Magnificently organised by Softball SA, everything was thought of and there was no hiccups. Tremendous achievement from team management, the right people were put in place early on and executed the plan put together sensationally – Thanks to all involved. It was a great trip with a great bunch of guys



## **UI7 GIRLS NATIONAL CHAMPIONSHIP**

### ***Esther Deason Shield***

#### ***Report from Head Coach, Wess Frances 5 – 11 January, Blacktown NSW***

Given the fact that two tournaments were played at the same venue simultaneously I would have to say that both SAL and Softball NSW did a magnificent job all week to ensure the tournament ran smoothly.

The team placed 4th at the end of the Championship; this was an exceptional result given where the girls were in terms of knowledge and skill 5 weeks out from the Championship when I took over their program. It is also testament to their confidence in what I came in and taught them at such late notice and their ability to implement it on the highest stage in Australia for their age.

The girls played exceptionally well all week with some fantastic results.

- We were 4 - 2 up against QLD in G1 going into the last inning.
- We took NSW to a 9th Innings tie-breaker in G8, after getting belted 13-1 by them in G6.
- We mercied our opposition in 3 matches out of 12 minor round games. This is better than 2 matches in 2012 and 1 match in 2013.
- We should have quite possibly beaten VIC in the elimination-semi as we gave up 7 unearned runs and earned all our runs.
- We averaged 4 errors per game.
- We made errors in 32 of our defensive innings with our opponents scoring in 21 of these innings containing errors.
- We had 48 errorless innings, with our opponents scoring in only 12 of these innings.
- We gave up 63 runs in the innings we made errors (average of 2 per inning) as opposed to 27 runs in the errorless innings for an average of 0.56 runs per inning.
- The least amount of game time any player received was 42% compared to 39% last year and 34% in 2012.
- Our team batting average was .275 compare to .230 compared last year and .226 in 2012.
- We had a team OBA of .436 compared to .422 compared last year and .380 in 2012.
- Our combined ERA was 3.871 this year compared to 4.308 last year and 3.630 in 2012. However if you take out Steph (ERA 0.761 in 2012), Bianca (ERA 1.273 in 2013) and Tayla (ERA 3.609) and look at our second tier pitchers from SA then this year's SA group (Eleanor McClintock, Steph Collett, Natasha Strapps, Courtney May and Emily Hopkins) actually performed better with a combined ERA of 3.98 compared to 6.577 last year and 7.400 in 2012.
- We averaged 1.2 runs per game more than the team from Hobart; however we gave up 0.3 more runs per game this year compared to that team.
- We had to make 83% of all defensive outs in the field (not counting strikeouts), compared to 88% last year and 63% in 2012. When looking at our fielding average of .886 this year compared to .897 for 2013 and .893 in 2012. If strikeouts are removed from the equation totally for all years and we look at purely defensive capabilities behind the pitcher we find that the 2012 team averaged .859 compared to .889 in 2013 and .873 this year. Obviously a consistent performance when comparing sides, but still not acceptable for a State side.
- Similar to last year, every batter got at least one safe hit this year compared to 4 not registering a hit in 2012. Even better is that this year saw 50% of the girls bat .300 or better compared to 13% in 2013 and 31% in 2012.

This team should be proud of everything they achieved during the week. They performed way above themselves given their distinct lack of preparation. The girls stuck to the game plan all week and were rewarded for their efforts; a great bunch of girls and fantastic ambassadors for our sport.

There were many fine individual performances throughout the week with certain players starring in certain matches, however, I feel that Jamie Mead had a great week with the bat and was rewarded with Australian Squad selection and has been named as the SA Under 17 Girls MVP. Other players to have starred throughout the week were: Natasha Strapps (All Tournament Pitcher), Gemma Cochrane and Eleanor McClintock.





All players contributed over the week during the Championship:

I feel that overall all officials contributed to the effective and safe management of the team.

Marcie Trzcinski - Marcie kept game records up to date and worked for hours back at the accommodation to ensure her statistics were current, was professional in all her dealings with the girls; assisted Carol Tonkin really well in terms of meal preparations and other ancillary matters.

Carol Tonkin - my third trip with Carol and I cannot fault her work ethic. She is to be commended for coming in late to replacement and doing such a good job; a highly organised and efficient manager.

Sue Norris - I was impressed with the work I saw her doing with the outfield players at the camp in Clare and I know the girls respond well to her. She is organised and has good knowledge and understanding of the game, I feel she would be a good head coach in the future.

Ray Strapps - good knowledge and understanding of the game; I feel he could be a head coach,

Ian Chapman - has sound knowledge, Chappy has the ability to contribute effectively in team meetings and was receptive to my thoughts and comments around selection and development of players at the Championship. He provided an extra set of eyes at training and in games and his feedback was well timed.

4-day camp at Clare had a significant impact on the playing group in terms of skill, knowledge and re-invigorated the playing group.

I love this game and it is great to know that I have had an impact on some people who have worked with me. I still think we have a long way to go in terms of softball development in SA and I would like to be a part of it, it's time for everyone to work together for our elite teams.



## **U17 BOYS NATIONAL CHAMPIONSHIP**

### **Arthur Allsopp Shield**

#### **Report from Co-Coach Mark Lucas**

**5 – 11 January, Blacktown NSW**

The team performed really well together but like all teams I have been involved with at this level it took a few days for them to start understanding how each other played, although this happened quicker than previous years. I think this was mainly due to the large contingent of SA players in the team. The team managed to win 3 games and came close to winning 2 others. Overall the team lacked pitching depth, which meant a greater reliance on fielding. This creates a situation where statistically more errors can be made. Injuries to key players at crucial times during the tournament also contributed to overall performance. In addition a number of players were still in awe of the tournament even though this may have been their second or third time and doubt their own ability.

Training was run really well and James should be congratulated for the effort that he put into the combined squad of U19 & U17 boys. It was conducted on a regular basis and was always well attended even by the team members from Port Pirie and the Riverland.

Overall everyone performed well. Batting proved to be a problem for all players throughout the week as they became accustomed to the standard. In the second half of the tournament most of them were hitting the ball reasonably well. Fielding was good, the improvement over the week was great to see.

The managers, Tania Lucas & Helen Russell both did a great job in making sure we had all the information needed, meals were available when needed and did everything so that we could concentrate on coaching. I didn't have to worry about anything. The scorer, Lorraine Bruce did a great job as well, always making sure we had team lists prepared on time and during games I was always able to trust her with giving me the information I needed and as the week progressed relied on her to do this, knowing it would be correct.

Overall it was an enjoyable week with all those involved learning something and gaining valuable experience. It is experience that I believe SA now needs to keep and expand on so that we don't keep re-inventing the wheel



**Government of South Australia**  
Office for Recreation and Sport



## 2013 – 2014 STATE PLAYERS

### U17 Girls

#### 5 – 11 January, Blacktown NSW

Jacqui Beal	Gemma Cochrane
Rachel Tonkin	Steph Collett
Elly Beal	Amber Hood
Emily Hopkins	Cody Manning
Regan Lambert	Jamie Mead
Natasha Strapps	Eleanor McClintock
Lauren Fleming	Courtney May
Rose Eldred (NSW)	Taylah Peters (NSW)

#### MVP: Jamie Mead

#### Officials

Wess Francis	(Head Coach)
Ian Chapman	(Asst. Coach)
Sue Norris	(Asst. Coach)
Marcie Trzcinski	(Scorer)
Carol Tonkin	(Manager)

### U19 Women

#### 16 – 22 January, Hawker ACT

Caitlin Carroll	Ebony McLean
Chantelle Humphrys	Sasha Penglase
Carly Moore	Sarah Tonkin
Elly Beal	Emma Burridge
Cathy Rowe	Jess Maslin
Maggie Breen	Alicia Martschink
Marlee Hards	Kayla Rocco
Megan Wheatley	

#### MVP: Maggie Breen

#### Officials

Andrew Priess	(Head Coach)
Sue Tomlinson	(Asst. Coach)
Julie Rocco	(Asst. Coach)
Tayka Penglase	(Asst. Coach)
Derek Roberts	(Statistician)
Jill Williams	(Manager)

### U17 Boys

#### 5 – 11 January, Blacktown NSW

Sam Eades	Kenny Karpany
Jake Rodda	Sam Willoughby
Jim Hailstone	Ben Lucas
Jarrold Russell	Nick Hocking
Liam Lucas	Kris Taylor
Bradley Davis (QLD)	Nathan Drew QLD)
Shannon Goffer (QLD)	Hayden Little (NSW)

#### MVP: Kenny Karpany

#### Officials

Mark Lucas	(Co-Coach)
Darren Russell	(Co-Coach)
Tania Lucas	(Co-Manager)
Helen Russell	(Co-Manager)
Lorraine Bruce	(Scorer)

### U19 Men

#### 16 – 22 January, Hawker ACT

Matt Dean	Braydon Dodd
Brent James	Ben Lucas
Hayden Masson	Luke Moyle
Ned McDermottroe	Coen McLeod
Adrian Philp	Jake Rodda
Callum McKay (QLD)	Dylan Sheehan (QLD)
Andrew Seabrook (QLD)	

#### MVP: Matt Dean

#### Officials

James Harris	(Coach)
Jarryd Farrell	(Asst. Coach)
Simone Thompson	(Scorer)
Alison Dean	(Manager)





**Open Women - Starz**

Carly Allen	Jasmine Lee	Courtney Auger
Jessica Muller	Kristyn Barry	Jade Peterson
Georgia Bevan	Chelsea Robinson	Maddie Cameron
Vanessa Stokes	Jenny Dunn	Stephanie Trzcinski
Belinda White	Katharine Wiese	Lana Kaesler
Kelsey Knuckey	Sophie King	Jordan Lambert

**Internationals:**

Yuri Masuyama	Rie Nagayoshi
---------------	---------------

**MVP: Belinda White****Officials**

Annie Fidge	(Head Coach)
Mel McGie	(Manager)
Karyn Dale	(Asst. Coach)
Shelley Neller	(Asst. Coach)
Lesley Claxton	(Asst. Coach)

**AUSTRALIAN SQUAD MEMBERS 2012-13****U17 Men**

Kenny Karpany (Res)

**U19 Women**

Jamie Mead  
Chelsea Robinson  
Stephanie Trzcinski  
Emma Burrridge (Res)

**U19 Men (Dev)**

Brent James  
Matt Dean  
Hayden Masson

**Open Men**

Jarryd Farrell

**AUSTRALIAN REPRESENTATIVES 2013-14****U19 Men**

Wess Frances  
Sue Tomlinson

**Open Women**

Belinda White  
Vanessa Stokes



Government of South Australia  
Office for Recreation and Sport



## **TECHNICAL**

### **STATE COACHING COORDINATOR REPORT**

This year saw a new approach to providing accreditation courses for our members, with coaching courses being conducted at various Regional Affiliated Associations under the auspices of Softball SA, with the participant numbers quite encouraging in these centres when compared to their Adelaide counterparts. Ideally all Affiliated Associations would love to have such courses occur prior to the season commencing, but unfortunately that is not logistically possible and I would encourage all Associations to take up any offers of courses being run at the various times and dates suggested for that particular region.

#### **Accreditation**

The following people gained either their Level 1 or Level 2 accreditation over the past 12 months, with a grand total of 53 newly accredited coaches. Congratulations to all of these coaches (new and experienced) and it is hoped your coaching career blossoms over the ensuing years and that some of you will consider advancing to Level 3 once Softball Australia completes writing the new curriculum for this course.

#### **Level 1:**

CDSA - Rebecca Monti, Meagan Rogers, Geoffrey Barraclough, John Paturis.

Hills - Brittany Jackson, Alex Mackay.

Port Pirie - Hayley Griffiths, Jenna Dall, Sarah Cameron, Pauline Trigger, Kristy Thomas, Jodie Langsford, Evelyn Dumoi

#### **Level 2:**

CDSA - Jessica Cox, Rachell Horsell, Jon Barker, Sharon Coad, Sharon Hunt, Tanya Forrester, Michelle Price, Danielle Childs, Brenton Corner, Jodie Smith.

Gawler - Brooke Skewes.

NAMSA - Dennis Williamson, Daniel Adamson, Darren Russell. Hills - Deb Hopgood, Tahlia Larosa, Emily Eglitis, Mandy Melville, Dan Waters, Michelle Davis, Geoff May, Robert Lomman. Port Pirie - Ann Russack, Amber Steff, Laura Wright, Anthea Dunbar, Deanna Sofia, Jenny Coe.

Riverland - Mary Geddie, Brooke Matcham, Beth Hueppauff, Peter Le, Leanne Le, Tamara Benham, Darren Letton, Grant Ferguson, Kay Jesser, Kevin McDonald, Petrina McDonald, Vikkie Taylor.

It must be expressed that the hospitality shown by the Regional Affiliates was absolutely wonderful and shows how grateful they are in having Softball SA come to them to coordinate and run accreditation courses. No doubt if other clinics, such as umpiring, scoring and junior skills development were offered within our regional centres then the uptake of participants would see greater rates of involvement and engagement when compared to expecting them to travel to Adelaide to participate in such ventures.





### ***National Team/Squad Appointments***

It is fantastic to see so many South Australian registered members gain recognition for their knowledge and expertise, by being appointed to a number of National level teams/squads over the past 12 months.

The experience gained from exposure to such an elite level can only have a positive impact on our athletes back here in SA and we all look forward to the results it will achieve locally.

The personnel appointed are:

Sue Tomlinson - Manager - Australian U19 Men's Team - World Championships - Canada  
 Jacqui Dunn - Manager - Australian U17 Girls Development Team - Friendship Series - Sydney  
 Janell Behrendt - Manager/1st Base Coach - Australian U19 Women's Team - World Champs - USA  
 Annie Fidge - Assistant Coach - Australian U19 Women's Team - World Championships - USA  
 Wess Frances - Assistant Coach - Australian U19 Men's Team - World Championships - Canada  
 - Coach - School Sport Australia 17U Girls Softball Team - International Tour - Hawaii

The 2013 - 2014 year was very rewarding for Softball SA in terms of so many new accreditations compared to previous years and undoubtedly such progression will continue in the 2014 - 2015 year when those Regional Affiliates, not in the rotation previously, get their turn to be involved when courses are presented in their local centres. Adelaide will be given another opportunity to get involved as well and it would be great to see some movement towards coaching accreditation from the largest Association in the State.

All the best to anyone involved in coaching at any level of softball. It is a demanding, but rewarding role where you are able to work with athletes to develop their skills, knowledge and love of the game. Do not underestimate the impact you can have on the future of our great game and remember that it is just a game and it should be fun and enjoyable for all participants, regardless of their standard of play or age.

***Wess Frances***  
***State Coaching Coordinator***



**SOFTBALL  
 COMMUNITY  
 COACHING  
 PROGRAM**



Government of South Australia  
 Office for Recreation and Sport



## STATE SCORING COORDINATOR REPORT

The scoring program continues to show some momentum with new scorers take-up for accreditation programs at Levels 1 and 2 gaining good attendance. Of interest, feedback has been given regarding the number of tools and resources on the website, which is enabling a new breed of self-trained scorers and iScore users – who are not captured in the accreditation system. The National Scoring Program is currently developing accredited modules for the technology aspect of the sport, to assist in formalising competency for this area.

We have had an increase of 22 new level one scorers and 6 level 2 this season, however, 19 accreditations have lapsed (net increase of over 20%). A further 26 are due for reaccreditation within the next twelve months and there will be a determined effort to achieve this. While new scorers do not provide immediate relief for Nationals resourcing with the requirement for Level 4 statisticians, in time it will provide a foundation to build South Australia's Level 4 competency.

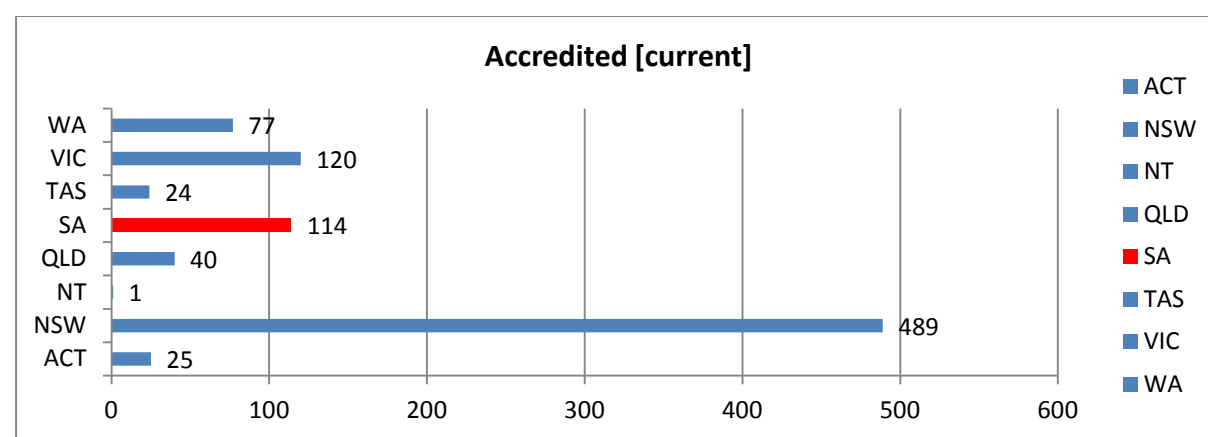
In addition to this, a KPI has been provided to States for a 12% increase in accredited numbers in 2014/2015, which equates to 14 new scorers, assuming retention of the 26 expiring accreditations.

Insufficient interest was shown to enable the scheduled Level 3 courses to be conducted. In addition to this, failure to update (under the required Australian Sports Commission 4 year updating policy) continues to impact our numbers. This is still a high risk to Softball SA, as a lack of Level 4 competency jeopardises our ability to be self-sufficient at Softball Australia National events and will continue to require the resources to be appointed from other states at a cost to Softball SA.

Softball SA has a further challenge in season 2014/2015 with the hosting of dual tournaments in January. The requirements of the Australian National tournaments are extensive – with the every game being live streamed through the i-Score technology in addition to the media updating, and the more familiar “paper scoring”. I will be the only SA Level 4 participating in an official statistician role – noting that two other Level 4 personnel will be involved with team duties at that tournament, and therefore not available as official statisticians. The remainder of the Level 4 staff will be appointed from nominations called Australia-wide.

### Current<sup>1</sup> Accredited Scorers in SA

Level 1 Scorer	Level 2 Scorer	Level 3 Scorer	Level 4 Statistician	Level 4 International Statistician	Total Accreditations
83	24	5		2	114 <sup>2</sup>



<sup>1</sup> 26 accreditations will expiry in season 2014-2015; 31 accreditations will expiry 2015-2016

<sup>2</sup> 97 Female / 17 Male – as at 1 July 2014



### **ACCREDITATION COURSES**

Over the past season, 2 x NOAS Level 1 courses, 1 x Level 2 course, 1 x iScore clinic were conducted, with a further 3 RPL assessments during State Championships. CDSA and Hills are active affiliates, hosting regional courses in their own areas. Congratulations to Central District who continue to promote technical fields, and the use of technology as an integral part of their extensive development program.

Congratulations to the following new accredited scorers:

#### **LEVEL 1 – ECHUNGA (HILLS)**

Kathy	Webb
Betina	Atkinson
Jarrah	Taylor
Paul	Richardson
Deidre	Green
Shannyn	Siemens
Alexandra	Bowman
Tania	Lucas
Robert	Lomman
Troy	Granger
Lorraine	Bruce
Randy	Siemens
Alison	Dean

#### **LEVEL 1 - CDSA**

Naomi	James
Janine	Barracough
Kirsty	Lewis
Christie	Button
Kaylene	Ogilvy
Ingrid	Moodley
Cathy	Wood
Leah	Booth
Mechell	Tomalin

#### **LEVEL 2 - CDSA**

Sharon	Coad
Mandy	McDonald
Gail	Brown
Linda	Thornton
Leah	Booth
Mechell	Tomalin

### **ACCREDITATION UPDATING**

To enable the accreditation program to gain momentum – we need to not only recruit new scorers, but also retain those who are already accredited. It is important that, in particular, regional affiliates endeavour to identify a “scoring” champion - someone who knows about scoring; is accredited themselves; and is interested in promoting and facilitating the scoring program within their own regions. Where a suitable candidate is located in regions, it may be possible to accredit them to lecture the Level 1 scoring programs. In encourage affiliates to work with SSA to ensure that your scoring resources remain current.

19 scorers lapsed their scoring accreditation within the ASC NOAS program in 2013/2014. Those wishing to regain validity to their last held level need to work through the Scoring Co-ordinator to progress their updating requirements. All scorers are required to demonstrate ongoing competency of their level, in addition to undertaking a rules examination. For Level 4, where competency has not been gained at National tournaments, submission of scored games will be sought for assessment by the NSA Quality Assurance officer to ensure current and continued competency. This is part of the quality assurance of the entire NOAS program. Note that this updating process is facilitated through the SAO online website so scorers are urged (if they haven't done so) to ensure their contact details and email contact addresses are accurate. (Statisticians who have not updated are recorded as expired at their last level held and do not appear in the statistics provided. There is a 12 month amnesty period from expiry date for updating to be undertaken prior to losing their accreditation level.)

### **PROMOTION AND RESOURCES**

With the Softball Australia populated websites, a great number of scoring resources are available on all your club and affiliate websites, under the groupings: Accreditation; Resources; and Scoring Directory (from the main menu). These are a great free resource to assist the scoring fraternity – from grassroots to experienced.

Finally, recognition and congratulations to the State Team scorers for 2014 – again, this is an area where we must support the appointment of accredited Statisticians to each State Team, if we are to see the positions respected. It is important that State Team scorers are seen as ambassadors working actively in the development of the scoring fraternity and the strategic direction of SA, to increase our numbers. The benefits of experienced scorers/statisticians to a coaching team cannot be underestimated.



**SCORING APPOINTMENTS**

- Lindy Rattigan – NSC Statistician – Australian U17 Boys [Canberra] /Australian U19 Boys [Canberra] – [Level 4]
- Derek Roberts – Statistician – SA U19 Women – [Level 4]
- Simone Thompson – Scorer – SA U19 Men – [Level 2]
- Lorraine Bruce – Scorer – SA U17 Boys – [Level 1]
- Marcie Trzcinski – Scorer – SA U17 Girls – [Level 2]

Open Women: No scorer appointed

Scorers seeking to find pathway directions should contact the State Scoring Co-ordinator, Lindy Rattigan (scoring@softballsa.com.au or phone after hours: 0412 255189) to assist in determining a local development plan.

**Lindy Rattigan**

**State Scoring Coordinator**



**THESE ARE KIDS  
THIS IS A GAME  
THE COACHES VOLUNTEER  
THE UMPIRES ARE HUMAN  
THIS IS NOT THE  
MAJOR LEAGUE**

**FAIR ENOUGH!**



**Government of South Australia**  
Office for Recreation and Sport





## **STATE UMPIRE-IN-CHIEF REPORT**

The 2013-14 season presented many challenges, difficulties and rewards.

We were very fortunate to be able to welcome aboard Steve Wallace-Yarrow into the management group as the Chairman of Examiners. Steve became the first person to fill this role as a full time appointment and committee member for over 10 years. I would like to thank all those who were able to assist in this role on a part time basis during this period.

Our Rostering Officer and Adelaide Competition Representative Haydyn Wood has over the last season found employment which takes him Karratha WA on a two on two week off basis, that along with courses and National Championship duties has placed some considerable strain on his role. This resulted in Haydyn requiring assistance with the production of the weekly roster and attendance at ACC meetings, these gaps have had to be filled by myself. As Haydyn employment is ongoing this will require some changes within the Management Group.

Committee meetings have also been difficult to schedule with both Haydyn and Jacqui being frequent interstate travelers. This has demanded flexibility from the rest of the committee to work around travel plans and availabilities.

David Datson also announced his retirement from Softball Umpiring and his position as Training Officer. I take this opportunity to officially thank David for his time and effort both on and off the diamond. David first started his involvement in Softball Umpiring at CDSA before moving to West Beach in 1999 to advance his umpiring which was very successful, achieving his Level 5 accreditation in 2007 and his Level 6 in 2009. David was the Training Officer for SASUA and then SSAU for 10 years; he was instrumental in driving the Green Shirt program and is largely responsible for the strength of our next group of umpires.

One of our key training tools of video analysis and feedback will be enhanced this coming season with the purchase of 2 GoPro Cameras. These will, with the introduction of the new diamond, and playing of most of our "A" grade games on Diamond 2 allow us to better video our umpires on diamond and allow for regular visual feedback. We have over a number of years been able to perform this from the Boardroom on Diamond 1 but have found it more difficult on diamond 2 so we look forward to using our new aids. A key person in this area has been Alan McAuliffe and we look forward to his continue services in the area of video analyst.

Changes in roles of our Management Group along with the need for additional appointments will be required in the coming season in order for SSAU to continue its work of umpire development over the coming seasons. We look forward to this challenge and are excited about the continuing development of our upcoming umpire group whom we will be relying on to provide the backbone of umpiring services in the years come both locally and within our Affiliate Associations.

### **SSAU EXECUTIVE 2013- 14:**

Umpire in Chief:	Neville Lawrance
Deputy Director:	David Datson
Secretary:	Jacqui Crafter
Treasurer:	Karen Wood
Chairman of Examiners:	Steve Wallace-Yarrow
Training Officer:	David Datson
Rostering Officer:	Haydyn Wood
Adelaide Comp:	Haydyn Wood



### 2014 Australian Paper

Some 41 level 0-3 and 5 Level 4-8 umpires sat the National Umpires Exam. While the number of umpires sitting the exam each May has been in the forties over the last three years, it would be great to have some of our senior coaches and or players attempt the exam. This exam and or the Basic Exam is available to all of our State Coaches and players to allow all to have a better understanding of the rules.

The 5 Level 4-8 umpires sitting the exam are all umpiring within the Adelaide Competition while this is good for the standard of umpiring within the Adelaide Competition there is a real need to develop the standard within the affiliate centers. Sadly only 2 of our Level 4-8 umpires gained a pass mark although 1 is able to sit a supplementary paper has to required mark was only missed by 2.

### 2013 Basic Paper

The Basic exam paper is available to all Associations, Clubs and State Teams. It is an ideal means of assessing general rule knowledge for players and coaches. It is required for Green Shirt Umpires and is also available for anyone interested in gaining Level 1 accreditation or Level 1 umpires to allow them to be assessed for level 2 accreditation. While the paper is generally sat in November arraignments can be made for associations or groups to sit at any time.

It was pleasing to see an increase in the number of Basic Exam Papers being used this year. We now need to see these people continue within the umpiring program and achieve their level 1 accreditation.

A comparison of the last 4 years:

Aust Theory Exam	2014	Pass	% Pass	2013	Pass	% Pass	2012	Pass	% Pass	2011	Pass	% Pass
L 4-8 umpires	5	2	40.00	4	3	75.00	7	7	100.00	6	6	100.00
L 0-3 umpires	41	32	78.05	40	38	95.00	40	38	95.00	49	44	89.80
Totals	46	35	76.09	44	41	93.18	47	45	95.74	55	47	85.45

Basic Exam	2013	Pass	% Pass	2014	Pass	% Pass	2011	Pass	% Pass	2010	Pass	% Pass
L 0	35	35	100.00	12	12	100.00	14	14	100.00	50	50	100.00
L 1	2	2	100.00	4	4	100.00	2	2	100.00	12	12	100.00
L 2+	1	1	100.00	2	2	100.00	2	2	100.00	4	3	75.00
Total	37	37	100.00	18	18	100.00	18	18	100.00	66	65	98.48



## **ACTIVITIES CONDUCTED**

### ***Australian Theory Exam Preparation Nights***

West Beach – Neville Lawrance  
CDSA – Kevin Tannebring

Neville presented three study nights at West Beach with 30 umpires attending from Adelaide clubs as well as NAMSA, Riverland, CDSA and Hills Associations. These sessions were also made available to the CDSA Association with 24 attending. I would like to thank Alan McAuliffe for once again providing some excellent study questions.

### ***Preseason Basic Rules / Umpiring Clinic***

The Green Shirt Program has had considerable success over the last 8 years under the control and leadership of David Datson. With the retirement of David comes a new challenge within the umpiring ranks to continue the great work that David has done over the last 10 years as Training Officer and the last 8 years that we he has run the Green Shirt Program. It was fitting that David got to see Haydyn achieve Level 6 accreditation, Haydyn being one of the very first Green Shirt Umpires. I would like to thank Alan McAuliffe and Bruce Burford for the work that they do with our developing umpires, both have retired from active umpiring but continue to give back to the sport by actively assisting our developing umpires.

An intermediate clinic attended by 12 umpires was conducted at West Beach prior to the start of the season with a focus on DP, Flex and OPO rule as well as Scorecard Management, Game Preparation and very some worthwhile rule discuss resulting from some video clips that David had collected.

A basic umpire clinic was also conducted in the Hills with 12 very interested attendees. The focus was on basic 3 man rotation with a short session on Plate Work. There was some strong interest shown in the Green Shirt program.

Kevin Tannebring has continued his involvement within the APY Lands working on the indigenous softball program for women in joint cooperation with SANFL and their football program for the men in the APY Lands. This partnership has been very beneficial to the communities within the APY Lands providing an opportunity for some very talented players to display their natural athleticism.

## **ACCREDITATION ADVANCEMENTS**

8 umpires were awarded level 1 or advanced their current level of accreditation.

Under the NOAS training and accreditation packages the opportunity for affiliates to assess level 2 umpires may become an option. There will certainly be more emphases on both level 1 training and assessment with the use of the training package and the requirement for umpires to have their work checked and signed off on as they complete each component of their training. The use of a training package for level 2 will have similar requirements and will require umpires to be assessed in various competencies. Affiliate associations will have greater control and responsibility over the development of their umpires than ever before.

It was good to see some of our Level 1, 2 and 3 umpires advancing to higher levels and we look forward to more this year with a number of umpires waiting for assessment in the first half of the season.

Congratulations to the successful umpires and in particular to Haydyn Wood who archived Level 6 accreditation at the last round of National Championships.



**UMPIRES APPOINTED TO NATIONAL CHAMPIONSHIPS**

Assessments:	2014	2013	2012	2011
Level 1	8	6	5	13
Level 2	2	1	2	5
Level 3	2	0	2	0
Level 4	1	0	1	1
Level 5		0	1	0
Level 6	1	1	0	0
Total candidates	14	8	11	19

This list includes all National and International Championship.

<b>GILLEYS / U 17 GIRLS</b>	Haydyn Wood	Umpire
<b>UNDER 17 BOYS</b>	Neville Lawrance	Examiner
	Kevin Tannebring	Umpire
	Steve Wallace-Yarrow	Umpire
<b>U 19 WOMEN/MENS</b>	Neville Lawrance	Umpire
	Kevin Tannebring	Umpire
<b>OPEN MEN</b>	Kevin Tannebring	Umpire
	Haydyn Wood	Umpire

**CONCLUSION**

I would like to thank my committee for their hard work over the last twelve months. To David Datson I wish all the best as he moves away from Softball to concentrate more on his family, the door is always open for his return.

Steve Wallace-Yarrow has done an excellent job in his first year as the Chairman of Examiners. The last year has been extremely hectic of Steve but is has been great to have him on board and we look forward to his continued contribution.

To the rest of the committee, thank you for your work and effort over the last year, the next twelve months will provide additional challenges and hurdles to overcome. David's resignation will require a re-shuffle of the committee over the next few weeks and the appointment of a new committee member to fill the gap.

We also look forward to our new diamond in December and the issues that that may present.

**Neville Lawrance**  
**SSA UMPIRE IN CHIEF**





## FINANCIAL REPORT

### **SOFTBALL SA INC**

#### **Statement of Comprehensive Income For the period ended 30 June 2014**

	Note	July 13 - Jun 14	July 12 - Jun 13
Revenue from operating activities	1	668,914	703,481
Revenue from non-operating activities	1	9,308	500,407
Expenses from operating activities	2	668,898	744,734
Expenses from non-operating activities	2	718,113	500,090
Total comprehensive result		<u>(708,788)</u>	<u>(40,936)</u>

The above Statement of Comprehensive Income should be read in conjunction with the accompanying notes



**SOFTBALL SA INC**  
**Statement of Financial Position**  
**As of 30 June 2014**

		Jun 30 2014	Jun 30 2013
<b>ASSETS</b>			
Current Assets			
Chequing/Savings	3	123,127	623,519
Accounts Receivable	4	27,692	29,638
Other Current Assets	5	72,525	47,817
Total Current Assets		223,343	700,974
Fixed Assets	6	19,381	615,853
<b>TOTAL ASSETS</b>		<b>242,724</b>	<b>1,316,827</b>
<b>LIABILITIES</b>			
Current Liabilities			
Accounts Payable	7	35,222	25,777
Credit Cards		132	1,010
Other Current Liabilities	8	75,822	579,974
Total Current Liabilities		111,175	606,761
Long Term Liabilities	9	9,000	9,000
<b>TOTAL LIABILITIES</b>		<b>120,175</b>	<b>615,761</b>
<b>NET ASSETS</b>		<b>122,549</b>	<b>701,067</b>
Accumulated Surplus		122,549	701,067
<b>TOTAL EQUITY</b>		<b>122,549</b>	<b>701,067</b>

The above Statement of Financial Position should be read in conjunction with the accompanying notes



**Notes to and Forming Part of the Financial Statements**

1 Revenues		2014	2013
<u>Operating</u>			
<u>Softball SA</u>			
Sale of goods	75,364	107,295	
Rendering of services			
Member registration fees	154,242	145,042	
Player payments	240,176	267,736	
Event registrations	14,097	15,122	
Facilities hire	6,680	8,703	
Interest	2,335	2,963	
Sponsorship	42,764	15,300	
Other	4,332	5,135	
		539,989	567,296
Grants			
SAL contributions	22,273	39,674	
Government Grants	86,746	75,000	
		109,019	114,674
Total SSA revenue		649,008	681,970
<u>Umpires</u>			
Sale of goods	298	715	
Member registration fees	18,840	17,065	
Interest	67	95	
Other	700	3,636	
Total umpires revenue		19,906	21,511
Total operating revenue		668,914	703,481
<u>Non-Operating</u>			
<u>Diamond Sports</u>			
Government Grants	-	500,000	
Interest	9,308	407	
Other	-	-	
Total Diamond Sports revenue		9,308	500,407
Total non-operating revenue		9,308	500,407



**2 Expenses****2014****2013****Softball SA**

Cost of sales	43,318	76,864
Administration	155,143	112,130
Member Support Services	233,103	315,214
Leasehold & Rental Expenses	9,777	9,738
Employee Expenses	154,516	157,739
Volunteer Expenses	7,312	12,009
Superannuation & Workcover contributions	15,772	18,058
Bad & Doubtful Debts Expense	1,849	3,638
Depreciation - Buildings & Improvements	10,268	2,950
Depreciation - Plant & Equipment	10,346	10,178
Write-offs	3,814	2,860
Total SSA expenses	<u>645,218</u>	<u>721,378</u>

**Umpires**

Cost of sales	2,955	-
Administration etc	4,204	5,074
Member Support Services	78	453
Fees	14,588	15,226
Volunteer Expenses	1,854	1,430
Bad & Doubtful Debts Expense	-	-
Write-offs	-	1,174
Total umpires expenses	<u>23,680</u>	<u>23,356</u>
Total operating expenses	<u>668,898</u>	<u>744,734</u>

**Non-Operating****Softball SA**

Depreciation - Buildings	450,515	-
Depreciation - Leasehold Improvements	<u>127,042</u>	<u>-</u>
Total SSA non-operating expenses	577,557	-

**Diamond Sports**

Administration etc	129,436	90
Grounds Development	11,120	500,000
	<u>-</u>	<u>-</u>
Total Diamond Sports expenses	140,556	500,090
Total non-operating expenses	<u>718,113</u>	<u>500,090</u>





3 <u>Chequing/Savings</u>	2014	2013
<b><u>Softball SA</u></b>		
Cheque Account	13,215	24,440
ING Investment Account	<u>96,061</u>	<u>29,084</u>
	109,276	53,525
<b><u>Diamond Sports</u></b>		
Cheque Account	-	(99)
ING Investment Account	<u>-</u>	<u>550,407</u>
	-	550,308
<b><u>Umpires</u></b>		
Cheque account	<u>13,851</u>	<u>19,686</u>
	13,851	19,686
Total	<u>123,127</u>	<u>623,519</u>

#### 4 Accounts Receivable

<b><u>Softball SA</u></b>		
Accounts Receivable	26,179	28,229
Provision for Doubtful Debts	<u>(2,639)</u>	<u>(3,459)</u>
	23,540	24,770
<b><u>Diamond Sports</u></b>	-	-
<b><u>Umpires</u></b>	4,152	4,869
	<u>27,692</u>	<u>29,638</u>

#### 5 Other Current Assets

<b><u>Softball SA</u></b>		
Cash on Premises	1,400	1,516
Petty Cash on Hand	200	200
Accrued Income	-	1,997
Prepayments	29,852	5,273
Non-Trading Stock	13,052	11,261
Trading Stock	<u>23,297</u>	<u>25,273</u>
	67,801	45,521
<b><u>Umpires</u></b>		
Non-Trading Stock	150	150
Trading Stock	<u>4,573</u>	<u>2,146</u>
	4,723	2,296
	<u>72,525</u>	<u>47,817</u>



## 6 Fixed Assets

### Softball SA

Property, Plant & Equipment

	<b>Gross Value</b>	<b>2014 Accum Depn</b>	<b>WDV</b>	<b>Gross Value</b>	<b>2013 Accum Depn</b>	<b>WDV</b>
At cost						
Computers & Office Equipment	15,333	(12,882)	2,451	15,229	(8,795)	6,435
Furniture & Fittings	22,435	(20,143)	2,292	22,435	(19,103)	3,332
Bar & Canteen Equipment	25,050	(20,580)	4,470	24,355	(17,800)	6,555
Grounds Maintenance Equipment	16,670	(12,960)	3,710	15,770	(11,682)	4,087
Playing Equipment	8,733	(6,610)	2,123	8,733	(6,222)	2,511
Coaching Equipment	16,946	(16,946)	-	16,946	(16,946)	-
Electronic Communications Equip't	12,112	(7,777)	4,335	12,112	(7,004)	5,108
	<u>117,278</u>	<u>(97,897)</u>	<u>19,381</u>	<u>115,579</u>	<u>(87,551)</u>	<u>28,028</u>

### Umpires

Electronic Equipment	2,486	(2,486)	-	2,486	(2,486)	-
Furniture & Fittings	2,362	(2,362)	-	2,362	(2,362)	-
Training Aids	2,597	(2,597)	-	2,597	(2,597)	-
	<u>7,445</u>	<u>(7,445)</u>	<u>-</u>	<u>7,445</u>	<u>(7,445)</u>	<u>-</u>
Property At Cost	450,515	(450,515)	-	450,515	-	450,515
Capital Improvements at cost	127,042	(127,042)	-	127,042	-	127,042
Leasehold Improvements at cost	<u>76,648</u>	<u>(76,648)</u>	<u>-</u>	<u>76,648</u>	<u>(66,380)</u>	<u>10,268</u>
	<u>654,205</u>	<u>(654,205)</u>	<u>-</u>	<u>654,205</u>	<u>(66,380)</u>	<u>587,825</u>
			<u>19,381</u>			<u>615,853</u>

In the current year, the Association successfully negotiated a new lease agreement on the Association's Club House building, and entered into a funding deed for the development of the new Diamond Sports Centre. Both the lease agreement and funding deed specify that the building ownership is with the lessor, being West Beach Trust. The previous lease agreement also specified that building ownership was with the lessor and as such, the building should have been depreciated over the term of that lease. In light of these facts, Management and the Board considered it appropriate to fully depreciate the building in the current year

## 7 Accounts Payable

	<b>2014</b>	<b>2013</b>
<u>Softball SA</u>	35,222	25,777
<u>Diamond Sports</u>	-	-
<u>Umpires</u>	-	-
	<u>35,222</u>	<u>25,777</u>



**8 Other Current Liabilities****2014****2013****Softball SA**

Accrued Expenses	28,377	1,921
Accrued Liabilities - Programs		
App'd C/Over - Government Grant	25,618	16,201
App'd C/Over - Player Dev'ment	12,305	2,372
App'd C/Over - Softball Aust	2,736	3,791
App'd C/Over - Strategic Plan	1,089	1,089
App'd C/Over - Diamond Sports	-	500,000
App'd C/Over - Other	187	187
	<u>41,935</u>	<u>523,639</u>
Payroll Liabilities		
PAYG Withholding Liability	4,627	10,440
Superannuation Liability	(25)	(25)
Workcover Liability	(321)	25
	<u>4,281</u>	<u>10,440</u>
Tax Payable		
GST	1,228	43,973
	<u>75,822</u>	<u>579,974</u>
Total Current Liabilities	<u>75,822</u>	<u>579,974</u>

**Approved Carry/Overs movement****2014**

Government Grant	Balance of 2012-13-Sport and Recreation Development and Inclusion Program (\$25,000)	(9,479)
	Balance of 2013-14-Sport and Recreation Development and Inclusion Program (\$30,000)	18,896
		<u>9,417</u>
Player Development	Balance of Baseball SA contribution to Sport and Recreation Development and Inclusion Program (\$20,000)	(9,933)
Softball Aust	Softball Aust contribution to NEDP Daily training environment (\$5,864)	1,055
Diamond Sports	Finance and accounting transferred to Baseball SA	(500,000)

**9 Long Term Liabilities****2014****2013****Softball SA**

Asset Maintenance Provision	9,000	9,000
Total	<u>9,000</u>	<u>9,000</u>



**STATEMENT AND REPORT BY THE BOARD  
TO THE MEMBERS OF SOFTBALL SA INC.**

The attached financial statements of Softball SA Inc. for the year ended 30 June 2014 are, in our opinion properly drawn up:

- (a) so as to present fairly the financial position of the Association as at 30 June 2014 and the results of its operations for the year then ended, and;
- (b) in accordance with the provisions of the Association rules, and;
- (c) in accordance with applicable Australian Accounting Standards.

As at the date of this statement, there are reasonable grounds to believe that the Association will be able to pay its debts as and when they fall due.

During the financial year no;

- (a) officers of the Association,
- (b) firms of which an officer is a member,
- (c) corporation in which an officer has a substantial financial interest,


have received or become entitled to receive a benefit as a result of a contract between the officer, firm or corporation and the Association.

During the financial year the following officers received payments or benefits of pecuniary value as follows;

Honoraria payments to the following

W. Frances	\$750	State Coaching Co-ordinator
L. Rattigan	\$750	State Scoring Co-ordinator
N. Lawrance	\$750	State Umpiring Co-ordinator
R. Nicholson	\$1,750	Adelaide Comp Records Officer & Groundsman

Signed according to a resolution of the Board

  
Chairperson

  
Board Member

**DATED at West Beach** This 25<sup>th</sup> day of August 2014



**Government of South Australia**  
Office for Recreation and Sport





# AUDITORS REPORT

## SOFTBALL SA INCORPORATED INDEPENDENT AUDITOR'S REPORT

We have audited the attached financial statements, being a special purpose financial report, of Softball SA Incorporated, for the year ended 30 June 2014.

### Board of Management's Responsibility for the Financial Report

The Board of Management is responsible for the preparation of the financial report in accordance with Associations Incorporation Act (SA) 1985 and regulations and for such internal control as management determines is necessary to enable the preparation of a financial report that is free from material misstatement, whether due to fraud or error.

### Auditor's Responsibility

Our responsibility is to express an opinion on the financial report based on our audit. We conducted our audit in accordance with Australian Auditing Standards. Those standards require that we comply with relevant ethical requirements and plan and perform the audit to obtain reasonable assurance about whether the schedule is free from material misstatement.

An audit involves performing procedures to obtain audit evidence about the amounts and disclosures in the financial report. The procedures selected depend on the auditor's judgment, including the assessment of the risks of material misstatement in the financial report, whether due to fraud or error. In making those risk assessments, the auditor considers internal control relevant to the association's preparation of the financial report in order to design audit procedures that are appropriate in the circumstances, but not for the purpose of expressing an opinion on the effectiveness of the association's internal control. An audit also includes evaluating the appropriateness of accounting policies used and the reasonableness of accounting estimates made by management, as well as evaluating the overall presentation of the financial report.

We believe that the audit evidence we have obtained is sufficient and appropriate to provide a basis for our audit opinion.

### Opinion

In our opinion, the financial statements of the Softball SA Incorporated are properly drawn up:

- (a) to present fairly the financial position of the Association as at the 30 June 2014 and the results of its operations for the period then ended, and;
- (b) according to applicable Australian Accounting Standards.

### Basis of Accounting and Restriction on Distribution

Without modifying our opinion, we draw attention to Note 1 to the financial report, which describes the basis of accounting. The financial report is prepared to assist the Association to meet the requirements of Associations Incorporation Act (SA) 1985 and regulations. As a result, the financial report may not be suitable for another purpose. Our report is intended solely for the members of Softball SA Incorporated.



**IAN G McDONALD FCA**  
**REGISTERED COMPANY AUDITOR**

**DATED at ADELAIDE** this 30 day of August 2014



Government of South Australia  
Office for Recreation and Sport



**SOFTBALL SA INCORPORATED  
NOTES TO THE FINANCIAL STATEMENTS  
FOR THE PERIOD ENDED AT 30 JUNE 2014**

**NOTE 1 – STATEMENT OF SIGNIFICANT ACCOUNTING POLICIES**

This financial report is a special purpose financial report prepared for use only by the Association.

The Association has determined that it is not a reporting entity.

The financial report has been prepared in accordance with the requirements of the following Australian Accounting Standards:

AASB 1031: Materiality

AASB 110: Events Occurring After Reporting Date

No other Australian Accounting Standards, Urgent Issues Group Consensus Views or other authoritative pronouncements of the Australian Accounting Standards Board have been applied.

The financial report is prepared on an accruals basis and is based on historic costs and does not take into account changing money values or, except where specifically stated, current valuations of non-current assets.



## ***SPONSORS AND PARTNERS***



**Government of South Australia**

Office for Recreation and Sport



***Softball SA Inc***  
***is proudly affiliated with***  
***Softball Australia Limited***

